



**THE BEAST IN SUITS**



**BJ60**

*MORE SMART  
MORE INTELLIGENT  
MORE PROFESSIONAL*



The mentioned information, specifications, prices, and colors on this page may vary and be subject to change without notice. Please contact customer service or visit your nearest showroom for availability and prices.

## FEATURES



### More Smart

#### 9 DRIVING MODES

- Sport \ ECO \ Comfort
- Snow \ Cross \ Sand
- Sad \ Wading \ Rock

#### 17 DRIVING COMBINATIONS

- 2H mode (4): Sports \ ECO \ Comfort \ Snow
- 4H mode (6): Comfort \ Snow \ Sand \ CrossMad \ Wading
- 4L mode (7): Comfort \ Snow \ Cross \ SandMad \ Wading \ Rock



#### 11 DRIVING COMBINATIONS



EMS



TCM



WCBS



TCCU



AVM



EDS



BDC



WDDC



L2



AC




EPS

#### FOUR SCREEN LINKAGE



10.25 inch full LCD Instrument



12.8-inch central control screen



1.92-inch start button screen



HD traffic recorder



1920\*1080 high-definition camera  
Flat wide angle 140°  
Vertical angle greater than 80°

More Professional



BJ60

## PERFORMANCE



### 48V MILD HYBRID SYSTEM

MHEV (48V mild hybrid system) can output large torque at low speeds, resulting in smoother starting, faster response speed during acceleration, shorter ignition time, lower noise, less vibration, and reduced fuel consumption. It saves 0.5L of fuel per 100 kilometers



### 2.0T ENGINE

Adopting multiple leading technologies with a comprehensive maximum rated power of 196 Kw and a peak torque of 406 N•m



### INTERNATIONAL BRAND GEARBOX

ZF Friedrichshafen 8AT international brand transmission adopts planetary mechanism for deceleration, gear ratio of 1st gear is up to 5, and instantaneous torque is 2.54 times



### PART TIME 4WD

Smooth switching between 2H, 4H, and 4L mode allows for an increase in transmission torque to 2.54 times




### "THREE LOCKS"

- Center differential lock
- Front differential lock
- Rear differential lock
- Only one wheel needs adhesion to get out of trouble



### CREEP MODE

Under 1-12km/h Low speed with Smart off-road mode



### TIRES

AT tread all-terrain tires (optional, 265/65 R18-AT275/50 R20-HT)

## INTERIOR



### Large space

- 7/5 seats available to meet diverse needs
- Third row quick entry (excluding 5 seats)
- Third row with strong expandability



### Harman "12+1" sound system

- Adopting Harman's Infinity brand audio system, 12 speakers+1 external power amplifier



### Off road first-class seat atmosphere light

- 256 color ribbon atmosphere lamp decoration



### Diversified storage space

- 49 storage spaces are designed throughout the interior of the vehicle



### Panoramic sunroof

- All series standard configuration 0.82m<sup>2</sup> transparent panoramic sunroof

## EXTERIOR

### NEW DESIGN LANGUAGE



### GRILLE LIGHTS

The "five hole" grille light is the theme of the entire vehicle lighting design




### LED TAILLIGHTS

After lighting up, abstract lantern patterns appear on the upper and lower brake light masks on the inner side



### LED HEADLIGHTS

4-module lens



### BRAKE LIGHTS

Image of the Great Wall Arrow Crest



### ALUMINUM ALLOY WHEEL HUB



18 inch, 20 inch oversized wheels

### RAINPROOF SPARE TIRE COVER



The mortise and tenon structure reflects the beauty of traditional Chinese technology

### FOUR WHEEL INDEPENDENT SUSPENSION



The Unsprung mass is lighter and better effectively reducing vehicle center of gravity

# SPECIFICATION

Model/Configuration	Elite 7seats	Flagship 7seats
<b>Basic information</b>		
Engine	2.0T	
48V BSG electromotor	Integrated motor	
Air intake	Turbo charge	
Maximum power (kw)	196 (263hp)	
Maximum net power (kW)	188	
Maximum torque (Nm)	400	
Maximum power of electromotor(kW)	10	
Maximum torque of electromotor(Nm)	50	
Transmission	BAT	
Length*Width*Height	5040*1955*1925	
Wheelbase (mm)	2820	
Body type	Separate frame construction	
Wading depth (mm)	750	
Minimum ground clearance (mm)	215	
Approach Angle/departure Angle (°)	30°/24°	
Number of doors	5	
Number of seats	7	
Fuel tank	• (85L)	
Fuel	95#	
Four wheel drive form	4WD	
Front suspension	Double wishbone independent suspension	
Rear suspension	Multi-link independent suspension	
Steering type	Power assist	
Front brake	Ventilated disc	
Rear brake	Ventilated disc	
Parking brake	Electronic parking brake /EPB	
Specification of tire	• (265/65 R18) • (275/50 R20 HT)	
Aluminum alloy wheel hub	•	
Spare tire	back mount full size	
Spare tire cover	•	
Emission	Euro VI	
<b>Active passive safety</b>		
Driver and passenger airbags	main/co-pilot	
Driver and passenger side airbags	•	front/rear
Side air curtains	—	•
ABS	•	•
EBD/CBC	•	•
EBA/BAS	•	•
Electronic stability control system	•	•
Traction control system	•	•
Roll-over protection control system	•	•
Child safety lock	•	•
ISOFIX (two rows)	•	•
Automatic collision unlock	•	•
Automatic driving lock	•	•
Front seat belt unfasten warning	•	•
Front seat belt pretension limited force	•	•
Front seat belt height adjustable	—	•
Second row seat belt emergency lock	—	•
Second row seat belt pretension limited force	—	•
Third row seat belt emergency lock	•	•
Tire pressure monitoring system	•	•
<b>Control and driving assistance</b>		
Autohold Auto parking	•	•
Parking radars	• (rear 4)	• (6/front 6&rear 6)
Parking camera	—	—
360° AVM (third person perspective)	—	•
Door Open Warning (DOW)	—	•
Cross Traffic Alert (CTA)	—	•
Blind Spot Detection (BSD)	—	•
Lane Change Assist (LCA)	—	•
Lane Departure Warning (LDW)	—	•
Lane Keeping Assist (LKA)	—	•
Forward Collision Warning (FCW)	—	•
Automatic Parking Assistance (APA)	—	•
Automatic Emergency Braking (AEB)	—	•
Cruise control	•	—
Adaptive Cruise Control (ACC)	•	—
Drive mode	• (Sports, Economy, Comfort, Snow, Crossing, Sand, mud, rock)	• (Sports, Economy, Comfort, Snow, Crossing, Sand, mud, rock, wading)
Hill-start Assist Control (HAC)	•	•
Hill Descent Control (HDC)	•	•
Front axle differential lock	—	• (electronically controlled differential lock)
Transfer case	•	•
Rear axle differential lock	—	• (electronically controlled differential lock)
Crawl mode	•	•
Wading induction system	•	•
Transparent chassis	—	•
Idle Stop-Start System	•	•

<b>Anti-theft</b>		
Engine electronic anti-theft system	•	•
Center control lock	•	•
Remote control key	•	•
Remote control system	—	•
Keyless entry	•	•
One button start	•	•
<b>Exterior</b>		
Roof rack	—	•
Chassis underbody shield	•	•
Engine hood	•	•
Engine cabin cover	—	•
Panoramic sunroof	—	•
Front rain-sensing boneless wiper	•	•
Hidden rear wind window electric wiper	•	•
Pushpush fuel cap	—	•
Fixed step pedal	—	•
Power step pedal	—	•
Wheel fender	—	•
Open method of tail-gate	• (anywhere stop)	•
Washable material for trunk	•	•
Front lower bumper guard (electroplated)	—	•
<b>Interior</b>		
W-HUD	—	•
Leather multi-functional steering wheel	•	•
Manual 4-way adjustment of steering wheel (up and down+front and rear)	•	•
HD driving recorder	—	•
10.25-inch full LCD instrument panel	•	•
Front/rear boarding handles	•	•
Third row top handles	•	•
Front glasses box	•	•
Automatic anti-glare internal rearview mirror	•	—
Streaming media internal rearview mirror (HD camera/HD screen)	—	•
Driver/Passenger sun visors with mirror lights	•	•
Luggage compartment anchor points	• (6个)	• (6个)
Active noise cancellation (ANC)	—	•
NVH	—	•
Stainless steel welcome decorative strip	•	•
<b>Seat</b>		
Number of seats	—	7 seats
Leather seat	•	•
Driver seat electric 8-way adjustment	•	•
Driver seat leg rest manual 2-way adjustment	—	•
Passenger seat electric 6-way adjustment	—	•
Passenger seat manual 4-way adjustment	•	—
Driver seat memory function + welcome mode	—	•
Front seat lumbar support electric 4-way adjustment	• (only driver)	•
Front seat heating	•	•
Front seat ventilation	—	•
Front seat massage	•	•
Front seat headrest 2-way manual adjustment	•	—
Front seat headrest 4-way manual adjustment	—	•
Front aviation headrest	—	•
Rear row boss key	—	•
Second-row seat 4-way manual adjustment(7-seats version)	• (Adjustable backrest Angle + cushion flip)	•
Second-row seat ratio (4/6) foldable	•	•
Second-row seats heating	—	•
Second-row seats ventilation	—	•
Second-row seat massage	—	•
Second-row seats flat fold	•	•
Second-row armrest with cup holder	•	•
Second-row headrest 2-way manual adjustment	•	•
Second-row manual seat	•	•
Third-row side cup holder	•	•
Third-row quick entry&exit	•	•

<b>Light</b>		
Welcome system	—	•
Front grill light	—	•
LED headlights	•	•
Automatic headlights	•	•
Adaptive Driving Beam (ADB)	—	•
High Beam Assist (HMA)	•	•
Headlight time-delayed switch-off	•	•
Steering assistance lights	•	•
LED daytime running lights	•	•
Front and rear fog lights	•	•
LED tail lights	•	•
LED high mounted brake lights	•	•
Emergency braking warning	•	•
Ambient lights	—	(256 color/ribbon/Multi-color/Breath/ rhythm/Intelligent driving Association/ Theme association)
Glove compartment light	—	•
Front-row LED reading lights	•	•
Second-row LED reading lights	•	•
Third-row LED reading lights	•	•
LED Trunk light	•	•
<b>Glass and rear viewer</b>		
Front sound control glasses	—	•
Front-row doors one-button lift power window (with anti-pinch)	•	—
Four doors one-button lift power window (with anti-pinch)	•	•
External rearview mirror with signal lights	•	•
Exterior rearview mirrors with ground illumination logo	•	•
Exterior rearview mirrors with electric adjustment	•	•
Exterior rearview mirrors with electric folding	•	•
External rearview mirror automatic folding when locked	•	•
Exterior rearview mirrors with heating and defogging	•	•
Right exterior rearview mirror reversing with follow-up function	—	•
External rearview mirrors memory	—	•
Rear windshield defrosting	•	•
<b>Entertainment and media</b>		
12.8 inch LCD center control display	•	•
Start screen(1.96inch)	•	•
multi-screen interaction	• (instrument+central screen+start screen)	• (HUD+instrument+central screen+start screen+HUD)
DAB	•	•
Bluetooth/Car phone	•	•
Mobile Internet	—	•
Carplay	•	•
Wi-Fi wireless hotspot	•	•
Wireless charging	—	•
Front-row power outlet	—	• (12V*1+type-c*1+USB*2)
Second-row power outlet	—	• (12V*1+type-c*1+USB*1+220V*1)
Trunk power outlet	—	• (220V+12V)
Speaker	9	12
Amplifier	•	•
Brand sound system	—	•
Roadside assistance(E-call)	•	•
Relative elevation, slope, compass display	•	•
<b>Air conditioning</b>		
Dual-zone automatic air conditioning	•	—
Tri-zone automatic air conditioning	—	•
Second-row air outlets	•	•
Third-row air outlets	•	•
In-car air intelligence system	—	• (PM2.5only PM2.5 filtration)

# MORE SAFETY

## SEPARATE FRAME CONSTRUCTION

Strong anti twisting force frame absorbs collisions



## CAR BODY HIGH-STRENGTH STEEL

High strength steel cage enclosed body, with high-strength steel accounting for 75.34%



# BJ60

## HIGH PASSING ABILITY

- Approach angle 30°, Departure angle 24°
- Ramp angle 25°
- Minimum ground clearance (full load) 215 (mm)
- Max.wading depth 750 (mm)
- Max.gradeability, 100%

# ALL NEW COLOR CONCEPT (ALL NEW 6 \* 2 COLOR)

## APPEARANCE COLORS



## INTERIOR COLORS

